

**TOWN OF CORNWALL
TOWN 2025-26 OPERATING BUDGET**

	Budget 04/01/2024 to 03/31/2025	Forecast 2024/25	Budget 2025/26
REVENUE			
CIVIC CENTRE REVENUE			
Curling Club Rent	15,525.55	16,115.59	16,437.90
Other Income(Civic Centre Rental)	3,000.00	5,750.02	4,500.00
TOTAL: CIVIC CENTRE REVENUE	18,525.55	21,865.61	20,937.90
PARKS and RECREATION			
Recreation Programs - Winter	43,000.00	85,049.08	60,000.00
Recreation Programs - Fall	70,000.00	142,694.12	130,000.00
Recreation Programs - Summer	140,000.00	169,875.49	155,000.00
Recreation Programs - Spring	52,000.00	66,556.24	60,000.00
Events Revenue	15,000.00	28,858.20	25,000.00
Subtotal Programs	320,000.00	493,033.13	430,000.00
Sponsorship	0.00	1,595.00	1,500.00
Swimming Lessons	7,000.00	8,044.00	7,000.00
Pool Programs	9,000.00	10,788.45	10,000.00
Sub-total: Pool	16,000.00	20,427.45	18,500.00
Ball Field Rentals	9,500.00	8,737.87	8,500.00
Turf Field Rental	35,000.00	49,842.77	55,000.00
High Ropes Lease Rental	3,783.28	3,767.66	4,000.00
Court Rentals	4,000.00	5,292.50	5,000.00
Sub-total: Sport Field Rentals	52,283.28	67,640.80	72,500.00
Grants - Recreation	3,000.00	5,500.00	3,000.00
Grants - Wage Subsidies	50,000.00	106,784.19	60,000.00
Grants- Wage Subsidies Maintenance	35,000.00	30,544.74	30,000.00
Grants - Recreation Leadership	5,000.00	5,000.00	5,000.00
Sub-total: Grants	93,000.00	147,828.93	98,000.00
Miscellaneous revenue	0.00	60.00	2,000.00
TOTAL PARKS and RECREATION	481,283.28	728,990.31	621,000.00
OTHER REVENUE			
Municipal property taxes	3,199,712.77	3,215,183.03	3,381,551.00
Prov Property Tax Credit	807,991.63	848,157.97	861,074.29
Payment in Lieu of Taxes (PILT)	48,000.00	0.00	0.00
Farm Tax Rebate	-4,300.00	-4,662.20	-4,700.00
Equalization Grant	419,028.57	456,196.47	456,196.00
MCEG Grant	351,034.29	216,516.10	426,681.01
Sewer & Water Utility	100,000.00	100,000.00	100,000.00
Investment Income	60,000.00	59,843.00	60,000.00
Investment Income from CADC	21,558.06	22,000.00	22,000.00
Building Permits & Subdivision fees	55,000.00	59,414.88	60,000.00
Fines	55,000.00	60,000.00	55,000.00
Charging Stations	1,500.00	1,730.56	1,500.00

Miscellaneous Revenue (Bank)	2,000.00	0.00	0.00
Miscellaneous Revenue (Town Hall)	3,000.00	1,625.50	1,500.00
Transit	40,000.00	40,269.00	40,000.00
Government transfer for operations	0.00	399,015.64	0.00
Government transfers for capital	0.00	906,053.49	0.00
Misc Revenue HST refund	0.00	494.31	0.00
Grant Wage Subsidy	0.00	0.00	12,000.00
Digital Sign Lease	0.00	0.00	7,200.00
TOTAL OTHER REVENUE	5,159,525.32	6,381,837.75	5,480,002.30
TOTAL REVENUE			
	\$ 5,659,334.15	\$ 7,132,693.67	\$ 6,121,940.21
EXPENSE			
SALARIES & BENEFITS			
Salaries - Administration	238,691.71	236,532.74	263,320.71
EI Expense	3,686.61	4,816.00	4,522.45
CPP Expense	11,465.53	12,100.00	13,007.62
WCB Expense	4,107.59	6,063.06	4,871.43
Pension Expense	11,284.59	10,502.00	11,579.42
Medical Expense	7,272.75	7,818.08	7,912.83
Retirement reserve	4,200.00	4,200.00	4,200.00
TOTAL SALARIES & BENEFITS	280,708.78	282,031.88	309,414.47
ADMINISTRATION			
Amortization - Admin	49,311.26	46,414.00	53,649.01
Amortization Intangible Assets	25,679.61	25,679.61	43,536.75
FCM Annual Meeting	17,000.00	20,862.14	24,400.00
Meetings/Events/Newsletter	8,500.00	6,518.18	8,500.00
Council Honorariums	66,264.50	65,611.02	68,199.03
Advertising	8,500.00	1,053.02	5,000.00
Debit Machine Charges	7,000.00	12,000.00	12,000.00
Donations	7,500.00	6,341.45	7,500.00
Scholarships	2,500.00	2,000.00	3,000.00
Insurance	70,000.00	70,052.19	75,000.00
OfficeSupplies/Postage/Photocopying	15,000.00	13,500.00	15,000.00
Telephone / Fax	38,000.00	37,077.00	35,500.00
Training/Development	5,000.00	1,500.00	5,000.00
Travel	2,000.00	1,570.94	2,000.00
Miscellaneous - Admin.	10,000.00	10,458.76	10,000.00
Staff Fund	1,500.00	1,500.00	1,500.00
Interest on Debt Retirement	79,190.29	39,339.84	105,496.44
Communities 13 Prop Tax	11,148.71	10,669.92	11,000.00
Communities 13 Capital Fund	16,415.00	16,415.00	23,000.00
TOTAL ADMINISTRATION	440,509.37	388,563.07	509,281.22
RECREATION EXPENSE			
Amortization - Recreation	362,298.04	420,168.11	526,831.40
Recreation Programs -Winter Expense	7,500.00	7,000.00	9,000.00

Recreation Programs - Fall Expense	9,000.00	10,479.82	11,000.00
APM Center Rental	2,500.00	4,073.75	11,500.00
Recreation Programs -Spring Expense	9,000.00	11,267.18	11,000.00
Recreation Programs -Summer Expense	25,000.00	25,181.49	27,000.00
Sub-total: Programs	53,000.00	58,002.24	69,500.00
BallFields	8,000.00	10,860.40	10,000.00
Volleyball/Basketball	4,000.00	330.00	4,000.00
Parks & Park Equipment Maintenance	16,000.00	11,148.53	12,000.00
Parks Property Maintenance	17,000.00	15,287.49	17,000.00
Recreation Tools and Supplies	4,000.00	3,269.26	4,000.00
Sub-total: Parks Maintenance	37,000.00	29,705.28	33,000.00
Recreation Activity Credit	1,000.00	750.00	5,000.00
Events Expense	46,250.00	46,250.00	50,000.00
Pool - Chemicals	6,000.00	3,338.69	5,000.00
Pool - Propane	2,200.00	1,581.89	2,000.00
Pool - Maintenance	2,000.00	1,860.46	2,000.00
Pool - Miscellaneous	400.00	0.00	400.00
Sub-total: Pool	10,600.00	6,781.04	9,400.00
Clubhouse Electricity	9,000.00	8,112.94	9,000.00
Clubhouse Heat	5,500.00	6,597.78	6,200.00
Clubhouse Maintenance and Repairs	18,000.00	27,876.29	5,000.00
Clubhouse Water and Sewer	1,500.00	1,899.42	2,000.00
Subtotal Clubhouse	34,000.00	44,486.43	22,200.00
Terry Fox Sports Complex General	17,200.00	17,000.00	17,000.00
Ballfield Electricity	4,100.00	4,118.22	8,000.00
Turf Field - Electricity	9,200.00	9,300.00	10,000.00
Turf Field - Maintenance & Repair	5,000.00	5,000.00	5,000.00
Sub-Total Fields	35,500.00	35,418.22	40,000.00
Go PEI Grant	3,000.00	3,000.00	3,000.00
Sub-total: Grants	3,000.00	3,000.00	3,000.00
Recreation Training & Development	5,000.00	2,512.56	5,000.00
Recreation Travel	1,500.00	622.95	1,000.00
Salaries - Recreation	854,798.63	857,240.85	988,981.11
Recreation Benefits	132,782.27	118,024.86	152,250.03
Recreation Retirement Reserve	9,900.00	9,900.00	10,000.00
Subtotal Salaries and Benefits	997,480.90	985,165.71	1,151,231.14
Recreation Trailers	1,000.00	1,913.72	1,000.00
Van	2,000.00	1,149.89	2,000.00
2011 1 ton Ford Truck	3,000.00	2,232.99	3,000.00
2017 Chevy Silverado Truck	5,500.00	3,131.61	5,500.00
2008 Ford Ranger Truck	4,000.00	1,629.69	4,000.00
2012 Ford F150 Super Cab	4,300.00	2,997.44	4,300.00
2017 Ford F-150	5,500.00	2,207.58	5,500.00
ATV	2,000.00	500.00	500.00
Sub-total: Recreation Vehicles	27,300.00	15,762.92	25,800.00
TOTAL: PARKS AND RECREATION	1,625,928.94	1,659,815.86	1,955,962.54

TOWN FACILITIES			
Recreation Buildings - Amortization	73,292.52	77,555.55	85,194.55
Sub-total Amortization	73,292.52	77,555.55	85,194.55
Dry Storage Building Tower Lane	1,500.00	1,385.46	1,500.00
Sub-total Dry Storage Building	1,500.00	1,385.46	1,500.00
Civic Centre - Electricity	27,423.79	32,026.00	32,000.00
Civic Centre - Heat	10,000.00	9,400.00	10,000.00
Civic Centre -Maintenance & Repairs	25,000.00	37,946.51	17,500.00
Civic Centre - Taxes, sewer & water	4,839.27	7,042.87	5,000.00
Sub-total Civic Centre	67,263.06	86,415.38	64,500.00
Maint. Building Maint. & Repair	11,000.00	12,086.25	5,000.00
Maint. Building Taxes, Water & Sew.	6,300.00	6,597.78	6,300.00
Maint. Building Heat	6,300.00	4,900.99	6,300.00
Maint. Building Electricity	5,282.89	4,809.00	5,200.00
Maint. Building Subtotal	28,882.89	28,394.02	22,800.00
Town Hall Electricity	23,100.00	22,691.00	23,000.00
Town Hall Maint. & Repair	25,000.00	24,900.55	25,000.00
Town Hall Taxes	21,000.00	25,354.03	21,000.00
Town Buildings Amortization	38,990.54	39,053.17	39,092.17
Subtotal Town Hall	108,090.54	111,998.75	108,092.17
TOTAL: TOWN FACILITIES	279,029.01	305,749.16	282,086.71
TOWN SERVICES			
Housing Accelerator Fund	0.00	373,078.97	0.00
Animal Control	12,809.00	13,033.61	13,072.00
Fire Dues	482,792.99	485,762.00	513,449.81
Policing Services	900,000.00	925,553.00	957,407.00
Citizens on Patrol	3,000.00	2,489.58	3,000.00
Charging Stations	2,513.83	2,632.37	2,500.00
Street Lights	111,100.00	105,623.32	107,735.79
Transit Expense	201,876.08	195,000.00	250,000.00
Watershed Group	5,000.00	5,000.00	5,000.00
Pat and the Elephant	10,000.00	10,000.00	10,000.00
Environmental Initiatives	10,000.00	5,203.15	10,000.00
Meals on Wheels	5,000.00	5,000.00	5,000.00
Total Town Services	1,744,091.90	2,128,376.00	1,877,164.60
PLANNING			
Emergency Measures Planning	12,000.00	3,500.00	7,500.00
Annual Conference & Membership	3,000.00	560.00	500.00
Affordable Housing	12,000.00	12,443.00	12,500.00
Planning Training & Development	3,000.00	1,462.08	3,000.00
GIS - Information Technology	2,000.00	1,650.00	3,000.00
Salaries - Planning	287,758.82	287,058.28	306,776.00
Planning Benefits	50,749.61	48,003.27	53,959.00
Planning Retirement Reserve	2,100.00	2,100.00	2,100.00
Sub-total Salaries & Benefits	340,608.43	337,161.55	362,835.00
Planning Travel	500.00	247.72	500.00

Planning Vehicle	3,000.00	2,105.80	3,000.00
Planning Vehicle Amortization	2,432.49	2,432.49	2,432.49
Planning Tools/Equipment	2,500.00	220.00	1,000.00
TOTAL: PLANNING	381,040.92	361,782.64	396,267.49
PROFESSIONAL SERVICES			
Fed.Cdn. Municipalities	2,241.71	2,200.00	2,500.00
Fed. PEI Municipalities	13,000.00	13,246.31	13,446.00
Professional Fees -audit/accounting	15,000.00	13,040.82	15,000.00
Professional Fees - engineering	4,000.00	4,550.25	4,000.00
Professional Fees -- legal	30,000.00	31,410.85	30,000.00
Professional Fees - Planning	5,000.00	3,500.99	5,000.00
Professional Fees - other	5,000.00	10,905.18	5,000.00
Information Technology	33,000.00	41,383.75	41,000.00
Engagement	5,000.00	5,000.00	5,000.00
Bylaw Enforcement	6,240.00	6,240.00	6,240.00
Fiona	0.00	20,057.17	0.00
TOTAL: PROFESSIONAL SERVICES	118,481.71	151,535.32	127,186.00
PUBLIC WORKS			
Amortization - Public Works	119,546.02	127,186.58	164,249.66
PW Maintenance and repairs	25,000.00	25,725.85	30,000.00
Sidewalk Maintenance	15,000.00	14,214.73	15,000.00
Grass Cutting Contract	26,378.00	27,025.50	27,566.01
PW Tools and Supplies	5,000.00	5,799.19	7,500.00
Custodial Supplies	10,000.00	11,640.62	13,000.00
Snow Removal Contract	0.00	0.00	32,000.00
Training & Development	0.00	0.00	2,500.00
Salaries - Maintenance	368,557.29	374,861.00	376,238.00
Maintenance Benefits	61,438.86	57,035.00	63,298.00
Salaries-Retirement Reserve	7,100.00	7,100.00	7,100.00
Sub-total: Salaries & benefits	437,096.15	438,996.00	446,636.00
Taxes	2,022.00	1,739.01	2,000.00
Tractor & trailer operating	6,500.00	11,081.32	10,000.00
Snow Removal Equipment	12,000.00	13,408.79	10,000.00
Snow Blower	500.00	0.00	0.00
2015 Chev Silverado	6,000.00	3,495.49	2,500.00
2015 Lamar Dump Trailer	0.00	50.23	0.00
Fuel Tanks - Bulk Fuel	3,500.00	6,971.24	7,000.00
Sub-total: vehicle operating	28,500.00	35,007.07	29,500.00
TOTAL: PUBLIC WORKS	668,542.17	687,334.55	769,951.67
TOTAL EXPENSE			
	\$ 5,538,332.81	\$ 5,965,188.48	\$ 6,227,314.69
FUNDING			
	\$ 121,001.35	\$ 1,167,505.19	-\$ 105,374.48
Adjusted for Funds Received For Capital - Other Gov't	0.00	906,053.49	0.00

FUNDS REMAINING FOR CAPITAL	\$ 121,001.35	\$ 261,451.70	-\$ 105,374.48
Capital Funded From Operations - Budgeted	538,719.00	450,000.00	530,795.00
Funds Remaining	-\$ 417,717.65	-\$ 188,548.30	-\$ 636,169.48
Amortization Funds	671,550.48	738,489.51	914,986.01
Used for Capital Debt Repayment	\$ 245,233.84	\$ 225,332.17	\$ 276,957.68
Capital Reserve Funding	426,316.64	513,157.34	638,028.33
Total Capital Reserve Funding	\$ 8,598.99	\$ 324,609.04	\$ 1,858.85



 Minerva McCourt, Mayor



 Date



 Kevin Coady, CAO





 Date


**CORNWALL WATER AND SEWER CORPORATION
2025-26 OPERATING BUDGET**

	Budget 04/01/2024 to 03/31/2025	Forecast 2024/25	Budget 2025/26
REVENUE			
CURRENT REVENUE			
Rate - Sewer	931,760.81	963,548.16	1,050,267.49
Rate - Water	863,722.57	863,589.27	899,212.33
Frontage - Sewer & Water	9,500.00	13,366.75	12,000.00
Interest - Sewer & Water	35,453.21	37,800.00	20,000.00
Total Sewer & Water Revenues	1,840,436.59	1,878,304.18	1,981,479.82
Sewer & Water Inspections	1,000.00	760.00	2,000.00
Investment Income	1,000.00	5,188.58	1,000.00
Misc. Income	1,000.00	194.26	1,000.00
Gain on Sale of Assets	20,000.00	4,400.00	0.00
Contributions for Capital	0.00	1,309,360.26	0.00
MCEG Grant	430,259.00	230,560.68	463,692.25
TOTAL OTHER REVENUE	453,259.00	1,550,463.78	467,692.25
TOTAL REVENUE	\$ 2,293,695.59	\$ 3,428,767.96	\$ 2,449,172.07
EXPENSE			
ADMINISTRATION			
Administrative Fee	100,000.00	100,000.00	100,000.00
Council Honorarium Allocations	33,000.00	32,315.86	33,590.57
Salaries	481,420.12	426,291.00	515,764.51
Benefits	77,042.79	69,941.07	92,627.72
Retirement Reserve	0.00	24,000.00	2,000.00
Amortization	615,000.00	600,217.00	655,223.00
Amortization - Intangible Assets	4,200.00	35,973.13	35,973.00
Debit Machine Charges	7,000.00	7,293.67	8,000.00
Insurance	60,000.00	62,874.16	64,200.00
Memberships	1,500.00	1,500.00	1,500.00
Equipment	4,500.00	4,557.67	4,590.00
Interest on Debt Retirement	179,893.01	125,924.56	163,687.00
Sewer Maintenance	45,000.00	43,608.42	50,000.00
Lagoon Maintenance	15,000.00	9,056.92	20,000.00
Water Maintenance	50,000.00	51,741.63	55,000.00
Water Conservation Program	5,000.00	1,000.00	5,000.00
Water tests & Inspections	18,000.00	23,477.40	18,000.00
Water School	10,000.00	4,361.17	5,000.00
Property Taxes	4,500.00	4,573.42	4,500.00
Power - Sewer	109,390.11	111,704.59	117,289.82
Power - Water	89,769.64	79,483.99	83,458.19
Sub-total: Power	199,159.75	191,188.58	200,748.01
Uniforms	2,500.00	2,710.07	2,550.00

Office Supplies	5,500.00	5,951.44	5,800.00
Postage	13,000.00	10,671.00	13,338.75
Professional Fees -audit/accounting	11,000.00	7,832.00	11,220.00
Professional fees - legal	2,000.00	1,925.44	2,040.00
Professional fees - engineering	9,000.00	0.00	5,000.00
Professional fees - other	2,000.00	0.00	2,000.00
Information Technology	12,000.00	10,980.27	16,600.00
Professional fees - subtotal	36,000.00	20,737.71	36,860.00
Training & Development	7,500.00	14,909.85	15,000.00
Telephone & Pager	6,500.00	6,151.76	6,630.00
2017 GMC Sierra	5,000.00	5,095.55	5,000.00
2008 Victor Cargo Trailer	500.00	1,012.02	1,000.00
2012 Blower	500.00	15.00	500.00
2012 Bushhog	500.00	15.00	500.00
2008 4X4Chev Truck(purch. 2013)	13,000.00	2,156.99	2,000.00
2018 Ram Truck	7,500.00	2,003.04	2,500.00
2014 Magnum Mobile Generator	2,700.00	2,839.73	3,000.00
Subtotal Vehicles	29,700.00	13,137.33	14,500.00
Fuel Tanks - Bulk Fuel	3,500.00	6,971.24	7,000.00
TOTAL ADMINISTRATION	2,014,415.67	1,901,136.06	2,137,082.56
TOTAL EXPENSE	\$ 2,014,415.67	\$ 1,901,136.06	\$ 2,137,082.56
INCOME INCLUDING CAPTIAL FUNDING	\$ 279,279.92	\$ 1,527,631.90	\$ 312,089.51
Adjusted for Funds Received For Capital - Other Gov't	0.00	1,309,360.26	0.00
FUNDS REMAINING FOR CAPITAL	\$ 279,279.92	\$ 218,271.64	\$ 312,089.51
Capital Funded From Operations - Budgeted	518,400.00	350,000.00	442,500.00
Funds Remaining	-\$ 239,120.08	-\$ 131,728.36	-\$ 130,410.49
Amortization Funds	619,200.00	636,190.13	691,196.00
Used for Capital Debt Repayment	366,710.23	259,552.40	277,235.92
Capital Reserve Funding	252,489.77	376,637.73	413,960.08
Total Capital Reserve Funding	13,369.69	244,909.37	283,549.59


 Minerva McCourt, Mayor


 Date



 Kevin Coady, CAO


 Date

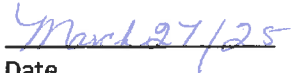
Town of Cornwall		
Capital Plan 2025-26		
	Project	Budget 2025-2026
TOWN		
Public Works		
1	Civic Center Solar Panels, LED Lighting & Accessiblity	600,000
2	Town Hall Renovate Office Space/Council Chamber	18,500
3	Clubhouse Heat Pump	4,500
4	Civic Center Heat Pump	6,000
5	Shop Bathroom	5,000
6	Shop Vehicle Hoist	8,000
7	Blades for Willie	15,000
8	Sidewalk Replacement	60,000
9	Robotic Lawnmower	5,000
Plan/Dev		
1	Main Street Spatial Plan Implementation	100,000
2	2 - E Watch Camera's	30,000
3	West River Green Space	60,000
4	New Facility Planning	150,000
Admin		
1	IT Upgrades	10,000
2	Website	20,000
Parks - Rec		
1	Scoreboards TFSC	30,000
2	Parks/Recreation/Open Spaces Master Plan Implementation	110,000
3	Replace 2011 RTV	45,000
4	18 Ft Enclosed Trailer	20,000
5	Replace 2006 Van	75,000
6	Shed 16 x 24	10,000
7	AT Connecting TFSC to Neighbourhood	434,574
8	Cornwall Road Trail Phase 1	1,242,352
9	Parade Float	7,500
10	Snow Dog	10,000
11	Civic Centre Centre Staging	10,000
TOTAL TOWN CURRENT YEAR		3,086,426
Carry Forward		
1	Ballfield Lights at TFSC	388,537
2	TFSC Parking/Paving	100,000
3	Replace Acrylic Surface Tennis	5,000
4	Primrose Point Park Project	144,098
5	Batting Cages	20,000
6	Safety Netting	25,000
7	Outside Tents	25,000
8	Public Works Used 1/2 Ton Truck	45,000
9	Air Intake Vent	2,500
10	Public Works Galvanized Dump Trailer	19,000
11	T3 Transit Capital Fund	148,856
12	TFSC Connector Trail	252,054
13	Tranquility Trail Extension	5,339
TOTAL TOWN INCLUDING CARRY FORWARD		4,266,810

Items in yellow are carried forward from 2024-2025

Town of Cornwall		
Capital Plan 2025-26		
Town Capital Funding 2025-2026		
	Funding Source	Budget 2025-2026
1	Gas Tax/MSC	343,537
2	Federal/Provincial Funding	2,033,190
3	Capital from Operations	530,795
4	Long Term Debt	1,359,288
TOTAL TOWN CAPITAL FUNDING		4,266,810



 Minerva McCourt, Mayor



 Date



 Kevin Coady, CAO



 Date


Town of Cornwall Utility		
Water and Sewer Capital Plan 2025-26		
	Project	Budget 2025-2026
UTILITY - Combined		
1	Phase 1 Upgrade/Extend Services on Cornwall Road incl Fire Services Upgrades	1,250,000
2	2018 Dodge Ram Tool Boxes	4,500
Utility - Sewer		
1	Sewer Laterals and Lift Pump	20,000
2	Cornwall Lagoon Berm Erosion Control	50,000
3	Utility SCADA Computer	2,500
4	Candlelight Generator Transfer Switch	20,000
Utility - Water		
1	Water Meters	15,000
2	Water Laterals	10,000
3	Watermain Upsizing - Warren Grove Rd	150,000
4	New Hydrants	40,000
5	Hydrant Removal - Capital Drive	10,000
6	Water Meter Belt Clip	12,000
7	Leak Detection Equipment	16,000
8	Level Transmitters in Main St Wellfield	20,000
	TOTAL UTILITY CURRENT YEAR	1,620,000
Utility General - Carried Forward		
1	Pave Driveway Primrose Lift Station #2	10,000
Utility - Water - Carried Forward		
1	New reservoir - Water Tower (New Wellfield) & Water Pressure Zones	2,881,923
Utility - Sewer- Carried Forward		
1	Wastewater Study & Design	125,000
	TOTAL UTILITY INCLUDING CARRY FORWARD	4,636,923

Items in yellow are carried forward from 2024-2025

Town of Cornwall Utility		
Water and Sewer Capital Plan 2025-26		
Water and Sewer Capital Funding 2025-2026		
	Funding Source	Budget 2025-2026
1	ICIP	1,611,295
2	Federal/Provincial Funding	1,312,500
3	Capital from Operations	442,500
4	Long Term Debt	1,270,627
	TOTAL WATER AND SEWER CAPITAL FUNDING	4,636,922


 Minerva McCourt, Mayor


 Date



 Kevin Coady, CAO


 Date

TOWN OF CORNWALL 2026-27 CAPITAL PLAN					
Town of Cornwall Department	Project	Infrastructure Project Description	Potential Funding Available	2026/27	Utility/Town Cost if Funding Approved
Utility - Combined					
1	Phase 2 Upgrade/Extend Services on Cornwall Road incl Fire Services Upgrades	Extend Cornwall Road Services to allow developments in the future. Includes ensuring services are fire rated - funding dependent	GTDA HAF	5,500,000	2,750,000
Utility - Sewer					
1	Sewer Laterals and Lift Pump	Annual Replacement or Repair		20,000	20,000
Utility - Water					
1	Water Meters	Annual Replacement or Repair		15,000	15,000
2	Water Laterals	Annual Replacement or Repair		10,000	10,000
3	Water Tower (Refurbishment)	Water - Water reservoir needs to be refurbished or replaced	CHIF MSC	1,675,000	448,528
4	Water Main	New Water Main Cornwall Rd to Water Tower	CHIF	2,200,000	733,260
5	River Point Asphalt Roof	Replace Roof		10,000	10,000
6	Meadowbank Control Panel Upgrade	Control Panel Upgrade		25,000	25,000
Parks - Rec					
1	Parks/Recreation/Open Spaces Master Plan Implementation	Sport/Rec. Infrastructure - 100,000 to upgrade existing parks	ACOA MSC	350,000	175,000
2	RTV	Replace 2016 RTV		30,000	30,000
Public Works					
1	Sidewalk/Paving repairs/Replacement	Repair existing paving or sidewalks within the Town		25,000	25,000
2	Replace 2015 3/4 Truck	Replace 2015 3/4 truck with new truck with v-blade		75,000	75,000
3	Town Hall Paving	Paving Town Parking and Gravel Lot		100,000	100,000
4	AT Trail	Ferry Road to Hillside	AT	250,000	250,000
5	Gazebo	Gazebo at Town Hall		25,000	25,000
Plan./Dev.					
1	Main Street Spatial Plan Implementation	Various	ACOA MSC	250,000	125,000
Admin.					
1	2 - E Watch Camera's	Purchase and Install E-Watch Camera's		30,000	30,000
2	Transit-Capital Fleet Replacement	Public Transit, in conjunction with City and Stratford		120,287	120,287
TOTALS				\$ 10,710,287	\$ 4,967,075


Minerva McCourt, Mayor



Date



Kevin Coady, CAO


Date

TOWN OF CORNWALL 2027-28 CAPITAL PLAN					
Town of Cornwall Department	Project	Infrastructure Project Description	Potential Funding Available	2027/28	Utility/Town Cost if Funding Approved
Utility - Sewer					
1	Sewer Upgrades	Ferry Road Sewer Upgrades - Pyes Lane to West River Estate	ACOA MSC	250,000	125,000
2	Sewer Laterals and Lift Pump	Annual Replacement or Repair		20,000	20,000
Utility - Water					
1	Watermain Loop from Business Park to York Point Road	Water - Provide fire protection to North River area	CHIF	780,000	208,026
2	Water Meters	Annual Replacement or Repair		15,000	15,000
3	Water Laterals	Annual Replacement or Repair		10,000	10,000
Parks - Rec					
1	Parks/Recreation/Open Spaces Master Plan Implementation	Sport/Rec. Infrastructure - 100,000 to upgrade existing parks	ACOA MSC	350,000	175,000
2	Town Facility	Multi-use Facility - pricing TBD based on study in 2025-26		?	?
Public Works					
1	Sidewalk/Paving repairs/Replacement	Repair existing paving or sidewalks within the Town		25,000	25,000
2	New Tractor with a Front Mount Snowblower	Replace 2012 Kubota Tractor and Blower		250,000	250,000
Plan./Dev.					
1	Main Street Spatial Plan Implementation	Various	ACOA MSC	250,000	125,000
Admin.					
1	Transit-Capital Fleet Replacement	Public Transit, in conjunction with City and Stratford		120,287	120,287
TOTALS				\$2,070,287	\$1,073,313



Minerva McCourt, Mayor


Date


Kevin Coady, CAO


Date

TOWN OF CORNWALL 2028-29 CAPITAL PLAN					
Town of Cornwall Department	Project	Infrastructure Project Description	Potential Funding Available	2028/29	Utility/Town Cost if Funding Approved
Utility - Combined					
1	Upgrade/Extend Services on Ferry Road incl Fire Services Upgrades	Extend Ferry Road Services to allow developments in the future. Includes ensuring services are fire rated - funding dependent	CHIF	4,600,000	1,226,820
Utility - Sewer					
1	Sewer Laterals and Lift Pump	Annual Replacement or Repair		20,000	20,000
Utility - Water					
1	Water Mains	Renewal of Existing Small Diameter Water Mains	ACOA MSC	500,000	250,000
2	Water Meters	Annual Replacement or Repair		15,000	15,000
3	Water Laterals	Annual Replacement or Repair		10,000	10,000
4	Conduct Inflow & Infiltration Study	Sewer System & Lagoon Excess Water	MSC GTDA	150,000	75,000
Parks - Rec					
1	Parks/Recreation/Open Spaces Master Plan Implementation	Sport/Rec. Infrastructure - 100,000 to upgrade existing parks	ACOA MSC	350,000	175,000
2	Outdoor Pavilion	Recreation - Community Enhancement, Farmers Market	ACOA MSC	450,000	225,000
Public Works					
1	Trails	Ongoing expansion of multi-use trails - Ferry Road	AT	3,200,000	1,600,000
2	Sidewalk/Paving repairs/Replacement	Repair existing paving or sidewalks within the Town		25,000	25,000
Plan./Dev.					
1	Main Street Spatial Plan Implementation	Various	ACOA MSC	250,000	125,000
Admin.					
1	Transit-Capital Fleet Replacement	Public Transit, in conjunction with City and Stratford		120,287	120,287
TOTALS				\$9,570,000	\$3,746,820



Minerva McCourt, Mayor



Date


Kevin Coady, CAO


Date

TOWN OF CORNWALL 2029-30 CAPITAL PLAN					
Town of Cornwall Department	Project	Infrastructure Project Description	Potential Funding Available	2025/26	Utility/Town Cost if Funding Approved
Utility - Sewer					
1	Sewer Laterals and Lift Pump	Annual Replacement or Repair		20,000	20,000
2	Cornwall Lagoon	Replace Cornwall Lagoon	ACOA	20,000,000	10,000,000
Utility - Water					
1	Water Meters	Annual Replacement or Repair		15,000	15,000
2	Water Laterals	Annual Replacement or Repair		10,000	10,000
3	Water Meter Project	Water -Install water meters for fair and equitable billing of services provide by town. Approx 1600 meters	MSC	1,600,000	400,000
Parks - Rec					
1	Parks/Recreation/Open Spaces Master Plan Implementation	Sport/Rec. Infrastructure - 100,000 to upgrade existing parks	ACOA MSC	350,000	175,000
Public Works					
1	Sidewalk/Paving repairs/Replacement	Repair existing paving or sidewalks within the Town		25,000	25,000
Plan./Dev.					
1	Main Street Spatial Plan Implementation	Various	ACOA MSC	250,000	125,000
Admin.					
1	Transit-Capital Fleet Replacement	Public Transit, in conjunction with City and Stratford		120,287	120,287
TOTALS				\$ 22,390,287	\$ 10,890,287


 Minerva McCourt, Mayor


 Date


 Kevin Coady, CAO


 Date