

**TOWN OF CORNWALL
TOWN 2026-27 OPERATING BUDGET**

	Budget 2025/26	Forecast 2025/26	Budget 2026/27
REVENUE			
CIVIC CENTRE REVENUE			
Curling Club Rent	16,437.90	15,891.49	17,350.00
Other Income(Civic Centre Rental)	4,500.00	5,490.00	6,030.00
TOTAL CIVIC CENTRE REVENUE	20,937.90	21,381.49	23,380.00
PARKS and RECREATION			
Recreation Programs - Winter	60,000.00	95,665.00	80,000.00
Recreation Programs - Fall	130,000.00	145,337.00	130,000.00
Recreation Programs - Summer	155,000.00	213,871.07	190,000.00
Recreation Programs - Spring	60,000.00	98,042.17	75,000.00
Events Revenue	25,000.00	37,831.00	32,000.00
Sub-total Programs	430,000.00	590,746.24	507,000.00
Sponsorship	1,500.00	1,500.00	1,595.00
Swimming Lessons	7,000.00	4,115.00	4,000.00
Pool Programs	10,000.00	11,292.25	11,000.00
Sub-total Pool	18,500.00	16,907.25	16,595.00
Ball Field Rentals	8,500.00	12,617.00	10,000.00
Turf Field Rental	55,000.00	63,654.44	60,000.00
High Ropes Lease Rental	4,000.00	3,835.48	4,000.00
Court Rentals	5,000.00	14,947.50	10,000.00
Sub-total Sport Field Rentals	72,500.00	95,054.42	84,000.00
Grants - Recreation	3,000.00	4,000.00	4,000.00
Grants - Wage Subsidies	60,000.00	95,916.83	75,000.00
Grants- Wage Subsidies Maintenance	30,000.00	26,323.61	30,000.00
Grants - Recreation Leadership	5,000.00	5,000.00	5,000.00
Sub-total Grants	98,000.00	131,240.44	114,000.00
Miscellaneous Revenue	2,000.00	15,584.19	2,000.00
TOTAL PARKS and RECREATION	621,000.00	849,532.54	723,595.00
OTHER REVENUE			
Municipal Property Taxes	3,381,551.00	3,436,610.83	3,593,535.80
Prov Property Tax Credit	861,074.29	1,033,775.33	1,158,520.45
Farm Tax Rebate	-4,700.00	-5,223.40	-5,300.00
Equalization Grant	456,196.00	490,821.72	490,821.72
MCEG Grant	426,681.01	200,000.00	443,257.80
Fiona	0.00	10,000.00	0.00
Sewer & Water Utility	100,000.00	100,000.00	100,000.00
Investment Income	60,000.00	62,585.21	60,000.00
Investment Income from CADC	22,000.00	22,000.00	22,000.00
Building Permits & Subdivision fees	60,000.00	55,000.00	60,000.00
Fines	55,000.00	90,926.18	75,000.00
Charging Stations	1,500.00	3,400.00	3,500.00


Miscellaneous Revenue (Town Hall)	1,500.00	1,640.00	1,500.00
Transit	40,000.00	40,000.00	42,393.72
Gain on Sale of Assets	0.00	3,000.00	0.00
Government transfer for operations	0.00	7,569.42	0.00
Government transfers for capital	0.00	0.00	0.00
Contributions from Developer	0.00	0.00	0.00
Misc Revenue HST refund	0.00	0.00	0.00
Gas Tax Revenue	0.00	0.00	0.00
Grant Wage Subsidy	12,000.00	7,488.00	7,500.00
Digital Sign Lease	7,200.00	6,600.00	7,200.00
TOTAL OTHER REVENUE	5,480,002.30	5,566,193.29	6,059,929.49
TOTAL REVENUE	\$ 6,121,940.20	\$ 6,437,107.32	\$ 6,806,904.49
EXPENSE			
SALARIES & BENEFITS			
Salaries - Administration	263,320.71	264,549.89	273,931.53
EI Expense	4,522.45	4,382.17	4,547.02
CPP Expense	13,007.62	14,746.71	13,646.16
WCB Expense	4,871.43	3,398.21	5,358.86
Pension Expense	11,579.42	12,788.55	13,601.18
Medical Expense	7,912.83	5,760.68	9,248.80
Retirement reserve	4,200.00	5,823.14	6,164.98
TOTAL SALARIES & BENEFITS	309,414.47	311,449.35	326,498.53
ADMINISTRATION			
Amortization - Admin	53,649.01	53,649.01	49,452.86
Amortization Intangible Assets	43,536.75	43,536.75	29,104.25
FCM Annual Meeting	24,400.00	23,242.00	21,000.00
Meetings/Events/Newsletter	8,500.00	9,831.60	10,000.00
Council Honorariums	68,199.03	64,715.27	83,709.27
Election	0.00	0.00	48,000.00
Advertising	5,000.00	2,000.00	2,500.00
Debit Machine Charges	12,000.00	14,500.00	15,000.00
Donations	7,500.00	7,471.23	7,500.00
Scholarships	3,000.00	2,500.00	3,000.00
Insurance	75,000.00	88,035.00	92,436.75
OfficeSupplies/Postage/Photocopying	15,000.00	13,500.00	16,500.00
Telephone / Fax	35,500.00	36,776.23	37,500.00
Training/Development	5,000.00	0.00	2,500.00
Travel	2,000.00	1,800.00	2,000.00
Miscellaneous - Admin.	10,000.00	5,556.00	10,000.00
Staff Fund	1,500.00	1,500.00	1,500.00
Interest on Debt Retirement	105,496.44	31,137.41	39,699.94
Communities 13 Prop Tax	11,000.00	10,750.00	11,000.00
Communities 13 Capital Fund	23,000.00	23,000.00	23,000.00
TOTAL ADMINISTRATION	509,281.22	433,500.50	505,403.07

RECREATION EXPENSE			
Amortization - Recreation	526,831.40	526,831.40	593,583.95
Recreation Programs -Winter Expense	9,000.00	9,000.00	11,000.00
Recreation Programs - Fall Expense	11,000.00	13,075.00	13,500.00
APM Center Rental	11,500.00	14,475.29	15,000.00
Recreation Programs -Spring Expense	11,000.00	23,395.50	12,000.00
Recreation Programs -Summer Expense	27,000.00	28,679.84	30,000.00
Sub-total Programs	69,500.00	88,625.63	81,500.00
BallFields	10,000.00	4,627.49	11,000.00
Volleyball/Basketball	4,000.00	1,500.00	2,500.00
Parks & Park Equipment Maintenance	12,000.00	17,242.72	20,000.00
Parks Property Maintenance	17,000.00	15,000.00	17,000.00
Recreation Tools and Supplies	4,000.00	1,320.99	4,000.00
Sub-total Parks Maintenance	33,000.00	33,563.71	41,000.00
Recreation Activity Credit	5,000.00	2,500.00	7,000.00
Events Expense	50,000.00	50,000.00	60,500.00
Pool - Chemicals	5,000.00	3,070.42	5,000.00
Pool - Propane	2,000.00	4,222.74	3,000.00
Pool - Maintenance	2,000.00	1,309.22	2,000.00
Pool - Miscellaneous	400.00	423.08	400.00
Sub-total Pool	9,400.00	9,025.46	10,400.00
Clubhouse Electricity	9,000.00	8,636.77	9,241.34
Clubhouse Heat	6,200.00	8,184.80	9,775.00
Clubhouse Maintenance and Repairs	5,000.00	10,000.00	10,000.00
Clubhouse Water and Sewer	2,000.00	2,385.38	2,500.00
Sub-total Clubhouse	22,200.00	29,206.95	31,516.34
Terry Fox Sports Complex General	17,000.00	12,500.00	12,915.00
Ballfield Electricity	8,000.00	4,147.75	7,000.00
Turf Field - Electricity	10,000.00	11,439.05	12,239.78
Turf Field - Maintenance & Repair	5,000.00	1,223.57	2,500.00
Sub-total Fields	40,000.00	29,310.37	34,654.78
Go PEI Grant	3,000.00	3,000.00	3,000.00
Sub-total Grants	3,000.00	3,000.00	3,000.00
Recreation Training & Development	5,000.00	2,613.28	5,000.00
Recreation Travel	1,000.00	200.00	1,000.00
Salaries - Recreation	988,981.11	914,620.75	1,063,750.15
Recreation Benefits	152,250.03	124,111.31	166,349.26
Recreation Retirement Reserve	10,000.00	2,984.82	13,015.36
Sub-total Salaries and Benefits	1,151,231.14	1,041,716.88	1,243,114.78
2024 Polaris Ranger	0.00	100.00	200.00
2019 Ford Minibus	0.00	3,278.42	3,500.00
Recreation Tractor	0.00	1,500.00	1,500.00
Recreation Trailers	1,000.00	200.00	500.00
Van	2,000.00	2,000.00	2,000.00
2011 1 ton Ford Truck	3,000.00	1,500.00	3,000.00
2017 Chevy Silverado Truck	5,500.00	2,500.00	4,000.00

2008 Ford Ranger Truck	4,000.00	500.00	2,500.00
2012 Ford F150 Super Cab	4,300.00	1,500.00	4,000.00
2017 Ford F-150	5,500.00	1,000.00	4,000.00
ATV	500.00	500.00	500.00
Sub-total Recreation Vehicles	25,800.00	14,578.42	25,700.00
TOTAL PARKS AND RECREATION	1,955,962.53	1,837,299.59	2,151,469.86
TOWN FACILITIES			
Recreation Buildings - Amortization	85,194.55	85,194.55	80,972.94
Sub-total Amortization	85,194.55	85,194.55	80,972.94
Dry Storage Building Tower Lane	1,500.00	1,500.00	1,500.00
Sub-total Dry Storage Building	1,500.00	1,500.00	1,500.00
Civic Centre - Electricity	32,000.00	30,500.00	32,635.00
Civic Centre - Heat	10,000.00	9,495.00	12,075.00
Civic Centre -Maintenance & Repairs	17,500.00	33,667.89	30,000.00
Civic Centre - Taxes, sewer & water	5,000.00	5,568.88	14,000.00
Sub-total Civic Centre	64,500.00	79,231.77	88,710.00
Maint. Building Maint. & Repair	5,000.00	7,000.00	8,500.00
Maint. Building Taxes, Water & Sew.	6,300.00	5,400.00	5,700.00
Maint. Building Heat	6,300.00	6,300.00	7,475.00
Maint. Building Electricity	5,200.00	5,200.00	5,564.00
Sub-total Maint. Building	22,800.00	23,900.00	27,239.00
Town Hall Electricity	23,000.00	24,400.00	26,108.00
Town Hall Maint. & Repair	25,000.00	15,466.00	25,000.00
Town Hall Taxes	21,000.00	21,500.00	22,000.00
Town Buildings Amortization	39,092.17	39,092.17	39,092.17
Sub-total Town Hall	108,092.17	100,458.17	112,200.17
TOTAL TOWN FACILITIES	282,086.71	290,284.49	310,622.11
TOWN SERVICES			
Housing Accelerator Fund	0.00	7,569.42	0.00
Animal Control	13,072.00	13,068.00	13,329.36
Fire Dues	513,449.81	513,449.81	558,078.48
Policing Services	957,407.00	957,865.51	1,033,509.24
Citizens on Patrol	3,000.00	3,000.00	3,500.00
Charging Stations	2,500.00	4,238.00	4,500.00
Street Lights	107,735.79	111,766.77	119,590.44
Transit Expense	250,000.00	250,000.00	364,000.00
Accessible Transport - Taxi Service	0.00		7,618.26
Watershed Group	5,000.00	5,000.00	5,000.00
Pat and the Elephant	10,000.00	10,000.00	10,000.00
Environmental Initiatives	10,000.00	10,957.78	7,500.00
Meals on Wheels	5,000.00	5,000.00	5,000.00
TOTAL TOWN SERVICES	1,877,164.60	1,891,915.29	2,131,625.78
PLANNING			
Emergency Measures Planning	7,500.00	5,500.00	7,500.00
Annual Conference & Membership	500.00	150.00	500.00
Affordable Housing	12,500.00	13,142.81	23,500.00

Planning Training & Development	3,000.00	3,000.00	3,000.00
GIS - Information Technology	3,000.00	0.00	0.00
Salaries - Planning	306,776.00	272,299.93	295,772.23
Planning Benefits	53,959.00	46,228.07	52,381.67
Planning Retirement Reserve	2,100.00	5,939.79	6,058.59
Sub-total Salaries & Benefits	362,835.00	324,467.79	354,212.49
Planning Travel	500.00	500.00	550.00
Planning Vehicle	3,000.00	1,405.62	3,450.00
Planning Vehicle Amortization	2,432.49	2,432.49	2,432.49
Planning Tools/Equipment	1,000.00	500.00	1,000.00
TOTAL PLANNING	396,267.49	351,098.71	396,144.98
PROFESSIONAL SERVICES			
Fed.Cdn. Municipalities	2,500.00	2,500.00	2,500.00
Fed. PEI Municipalities	13,446.00	13,821.64	14,000.00
Professional Fees -audit/accounting	15,000.00	13,214.60	15,000.00
Professional Fees - engineering	4,000.00	0.00	4,000.00
Professional Fees -- legal	30,000.00	40,000.00	30,000.00
Professional Fees - Planning	5,000.00	4,000.00	5,000.00
Professional Fees - other	5,000.00	10,624.23	5,000.00
Information Technology	41,000.00	52,542.44	57,017.00
Engagement	5,000.00	5,000.00	5,000.00
Bylaw Enforcement	6,240.00	6,240.00	6,240.00
FIONA		9,394.00	0.00
TOTAL PROFESSIONAL SERVICES	127,186.00	157,336.91	143,757.00
PUBLIC WORKS			
Amortization - Public Works	164,249.66	164,249.66	165,340.37
PW Maintenance and repairs	30,000.00	30,000.00	30,000.00
Sidewalk Maintenance	15,000.00	5,299.12	25,000.00
Grass Cutting Contract	27,566.01	30,201.05	32,000.00
PW Tools and Supplies	7,500.00	4,000.00	7,500.00
Custodial Supplies	13,000.00	13,000.00	15,000.00
Snow Removal Contract	32,000.00	32,000.00	32,000.00
Training & Development	2,500.00	2,500.00	2,500.00
Salaries - Maintenance	376,238.00	393,066.81	388,816.10
Maintenance Benefits	63,298.00	61,125.96	70,384.48
Salaries-Retirement Reserve	7,100.00	10,188.31	10,392.08
Sub-total Salaries & benefits	446,636.00	464,381.08	469,592.66
Taxes	2,000.00	1,758.15	2,000.00
Tractor & trailer operating	10,000.00	2,000.00	15,000.00
Snow Removal Equipment	10,000.00	13,019.67	20,000.00
2015 Chev Silverado	2,500.00	4,500.00	3,500.00
Fuel Tanks - Bulk Fuel	7,000.00	15,000.00	17,250.00
Sub-total Vehicle Operating	29,500.00	34,569.67	55,750.00
TOTAL PUBLIC WORKS	769,951.67	781,958.73	836,683.03
TOTAL EXPENSE	\$ 6,227,314.69	\$ 6,054,843.57	\$ 6,802,204.35

Income Including Capital Funding	-\$ 105,374.49	\$ 382,263.75	\$ 4,700.14
Funds Received For Capital		0.00	
Funds Remaining for Capital	-\$ 105,374.49	\$ 382,263.75	\$ 4,700.14
Capital Funded From Operations	530,795.00	500,000.00	814,881.00
Funds Remaining	-\$ 636,169.49	-\$ 117,736.25	-\$ 810,180.86
Amortization Funds	914,986.01	914,986.03	959,979.03
Used for Capital Debt Repayment	\$276,957.68	225,332.17	\$149,218.92
Capital Reserve Funding	638,028.33	689,653.86	810,760.11
Total Capital Reserve Funding	\$ 1,858.84	\$ 571,917.61	\$ 579.25



 Minerva McCourt, Mayor





 Kevin Coady, CAO

**CORNWALL WATER AND SEWER CORPORATION
2026-27 OPERATING BUDGET**


	Budget 2025/26	Forecast 2025/26	Budget 2026/27
REVENUE			
CURRENT REVENUE			
Rate - Sewer	1,050,267.49	1,103,184.00	1,177,648.92
Rate - Water	899,212.33	945,384.68	980,836.61
Frontage - Sewer & Water	12,000.00	15,580.00	16,164.25
Interest - Sewer & Water	20,000.00	21,910.24	20,000.00
Total Sewer & Water Revenues	1,981,479.82	2,086,058.92	2,194,649.78
Sewer & Water Inspections	2,000.00	1,000.00	1,500.00
Investment Income	1,000.00	14,435.14	1,000.00
Misc. Income	1,000.00	1,000.00	7,000.00
Government Transfers for Capital	0.00	0.00	0.00
Gain on Sale of Assets	0.00	7,391.30	0.00
Contributions from Developers	0.00	0.00	0.00
Contributions for Capital	0.00	0.00	0.00
MCEG Grant	463,692.25	200,000.00	567,574.20
TOTAL OTHER REVENUE	467,692.25	223,826.44	577,074.20
TOTAL REVENUE	\$ 2,449,172.07	\$ 2,309,885.36	\$ 2,771,723.98
EXPENSE			
ADMINISTRATION			
Administrative Fee	100,000.00	100,000.00	100,000.00
Council Honorarium Allocations	33,590.57	31,874.69	41,229.94
Salaries	515,764.51	518,869.90	550,433.80
Benefits	92,627.72	89,941.66	100,666.85
Retirement Reserve	2,000.00	8,934.85	8,653.09
Environment Student	0.00	0.00	13,224.00
Amortization	655,223.00	620,000.00	639,482.70
Amortization - Intangible Assets	35,973.00	44,458.18	53,093.18
Debit Machine Charges	8,000.00	8,000.00	8,500.00
Insurance	64,200.00	79,014.38	82,965.10
Memberships	1,500.00	2,621.69	3,500.00
Equipment	4,590.00	4,590.00	5,000.00
Interest on Debt Retirement	163,687.00	124,372.69	186,902.49
Sewer Maintenance	50,000.00	30,000.00	50,000.00
Lagoon Maintenance	20,000.00	15,000.00	25,000.00
Water Maintenance	55,000.00	70,000.00	65,000.00
Water Conservation Program	5,000.00	2,500.00	8,000.00
Water Tests & Inspections	18,000.00	15,398.50	20,000.00
Water School	5,000.00	4,807.73	5,000.00
Property Taxes	4,500.00	4,689.12	5,000.00
Power - Sewer	117,289.82	109,729.92	117,411.01

Power - Water	83,458.19	92,260.21	98,718.42
Sub-total Power	200,748.01	201,990.13	216,129.44
Uniforms	2,550.00	2,550.00	2,550.00
Office Supplies	5,800.00	4,800.00	6,000.00
Postage	13,338.75	10,000.00	14,000.00
Professional Fees - Audit/Accounting	11,220.00	8,000.00	10,000.00
Professional Fees - Legal	2,040.00	2,000.00	2,500.00
Professional Fees - Engineering	5,000.00	13,393.27	8,000.00
Professional Fees - Other	2,000.00	3,285.92	4,000.00
Information Technology	16,600.00	16,414.30	17,000.00
Sub-total Professional Fees	36,860.00	43,093.49	41,500.00
Training & Development	15,000.00	13,238.20	15,000.00
Telephone & Pager	6,630.00	3,948.92	4,000.00
2017 GMC Sierra	5,000.00	2,500.00	5,500.00
2008 Victor Cargo Trailer	1,000.00	50.00	1,000.00
2012 Blower	500.00	0.00	500.00
2012 Bushhog	500.00	0.00	500.00
2024 Crane Truck	2,000.00	1,752.90	2,500.00
2018 Ram Truck	2,500.00	3,000.00	3,500.00
2014 Magnum Mobile Generator	3,000.00	500.00	3,000.00
Sub-total Vehicles	14,500.00	7,802.90	16,500.00
Fuel Tanks - Bulk Fuel	7,000.00	15,000.00	17,250.00
TOTAL ADMINISTRATION	2,137,082.56	2,077,497.03	2,304,580.58
TOTAL EXPENSE	\$ 2,137,082.56	\$ 2,077,497.03	\$ 2,304,580.58
Income Including Capital Funding	\$ 312,089.51	\$ 232,388.33	\$ 467,143.40
Funds Received For Capital	0.00	0.00	0.00
Funds Remaining For Capital	\$ 312,089.51	\$ 232,388.33	\$ 467,143.40
Capital Funded From Operations	442,500.00	350,000.00	534,760.00
Funds Remaining	-\$ 130,410.49	-\$ 117,611.67	-\$ 67,616.60
Amortization Funds	691,196.00	664,458.18	692,575.88
Used for Capital Debt Repayment	277,235.92	233,769.32	273,229.45
Capital Reserve Funding	413,960.08	430,688.86	419,346.43
Total Capital Reserve Funding	283,549.59	313,077.19	351,729.83


Minerva McCourt, Mayor


Date


Kevin Coady, CAO


Date

Town of Cornwall		
Capital Plan 2026-27		
	Project	Budget 2026-2027
TOWN		
Public Works		
1	Shop Vehicle Hoist	20,000
2	Blade for Wille 3	15,000
3	Sidewalk Replacement and Town Hall Concrete	120,000
4	Town Hall Parking Lot Repair	60,000
5	Bulk Fuel Pump (50% Town)	11,550
6	Civic Centre Computer & VFD	7,500
7	Small Tools and Equipment	5,000
8	Oil Tank for the Town Shop Furnace	3,500
9	Bus Shelter	20,000
10	Main Street Spatial Plan Implementation	100,000
11	2 - E Watch Cameras	30,000
Plan/Dev		
1	Official Plan and Bylaw	100,000
2	Forest Management Plan	113,500
Admin		
1	IT Upgrades	10,000
2	T3 Transit Capital Fund	159,621
Parks - Rec		
1	Cornwall Road Trail Phase 2	2,586,216
2	West River Green Space	120,000
3	Parks/Recreation/Open Spaces Master Plan Implementation	160,000
4	24 Passenger Vehicle	25,000
5	Parade Float	10,000
6	TFSC Infield	50,000
7	Pool Deck	20,000
8	Pool Liner and Cover	50,000
9	Rink Liner, Pickleball Equipment and Storage Unit	2,500
10	New Facility Planning	100,000
11	Water Station with Dog Bowl	6,500
TOTAL TOWN		3,905,887
Carry Forward		
1	AT TFSC Trail Paving	270,000
2	Cornwall Road Trail Phase 1	145,000
3	TFSC Connector Trail	15,000
4	Ballfield Lights at TFSC	24,191
5	Outside Tents	25,000
6	Public Works Used 1/2 Ton Truck	45,000
7	Air Intake Vent	2,500
TOTAL TOWN INCLUDING CARRY FORWARD		4,432,578


Items in yellow are carried forward from 2025-2026

Town of Cornwall		
Capital Plan 2026-27		
Town Capital Funding 2026-2027		
	Funding Source	Budget 2026-2027
1	Gas Tax/MSC	993,860
2	Federal/Provincial Funding	2,227,899
3	Capital from Operations	814,881
4	Long Term Debt	395,938
TOTAL TOWN CAPITAL FUNDING		4,432,578


Minerva McCourt, Mayor


Date



Kevin Coady, CAO


Date

Town of Cornwall Utility		
Water and Sewer Capital Plan 2026-27		
	Project	Budget 2026-2027
UTILITY - Combined		
1	Phase 2 Upgrade/Extend Services on Cornwall Road incl Fire Services Upgrades	3,759,755
2	Bulk Fuel Pump (50% Utility)	11,550
3	Small Tools and Equipment	5,000
Utility - Sewer		
1	Sewer Laterals and Lift Pump	20,000
2	North River Lagoon Blower	23,650
Utility - Water		
1	Water Meters	15,000
2	Water Laterals	15,000
3	Watermain Upsizing - Warren Grove Rd	616,420
4	New Hydrants	40,000
5	Watermain	250,000
6	Riverpoint Asphalt Roof	10,000
TOTAL UTILITY CURRENT YEAR		4,766,375
Utility General - Carried Forward		
1	Phase 1 Upgrade/Extend Services on Cornwall Road incl Fire Services Upgrades	38,139
Utility - Sewer- Carried Forward		
1	Wastewater Study & Design	86,350
Utility - Water - Carried Forward		
1	New reservoir - Water Tower (New Wellfield) & Water Pressure Zones	784,978
TOTAL UTILITY AND CARRY FORWARDS		5,675,842


Items in yellow are carried forward from 2025-2026

Town of Cornwall Utility		
Water and Sewer Capital Plan 2026-27		
Water and Sewer Capital Funding 2026-2027		
	Funding Source	Budget 2026-2027
1	ICIP/BCSF	575,625
2	Federal/Provincial Funding	3,690,201
3	Capital from Operations	534,760
4	Long Term Debt	875,256
TOTAL WATER AND SEWER CAPITAL FUNDING		5,675,842


Minerva McCourt, Mayor


Date



Kevin Coady, CAO


Date

**TOWN OF CORNWALL
2027-28 CAPITAL PLAN**

Town of Cornwall Department	Project	Infrastructure Project Description	Potential Funding Available	2027/28	Utility/Town Cost if Funding Approved
Utility - Sewer					
1	Sewer Laterals and Lift Pump	Annual Replacement or Repair		20,000	20,000
2	North Gate Waterstation	4 Log Reduction		251,698	500,000
Utility - Water					
1	Water Meters	Annual Replacement or Repair		15,000	15,000
2	Water Laterals	Annual Replacement or Repair		10,000	10,000
3	Meadowbank Control Panel Upgrade	Control Panel with Variable Drive Upgrade		338,825	
4	Hydrant Removal - Capital Drive	Remove Hydrant - Not Fire Rated		10,000	10,000
5	Water Tower at Shop	Refurbish Water Tower	BSCF	2,000,000	666,600
Parks - Rec					
1	Parks/Recreation/Open Spaces Master Plan Implementation	Sport/Rec. Infrastructure - 110,000 to upgrade existing	ACOA MSC	160,000	80,000
2	RTV	Replace 2016 RTV		45,000	45,000
3	TFSC Parking Lot Paving	Top Coat on Parking Lot		150,000	150,000
4	AT Trail	Ferry Road - Hillside to Arbour		1,600,000	1,600,000
5	Replace 2012 Truck	Replace Truck		45,000	45,000
Public Works					
1	Sidewalk/Paving repairs/Replacement	Repair existing paving or sidewalks within the Town		100,000	100,000
2	Replace 2015 3/4 Truck	Replace 2015 3/4 truck with v-blade		75,000	75,000
3	Gazebo	Gazebo at Town Hall		25,000	25,000
4	2 - E Watch Camera's	Purchase and Install E-Watch Camera's		30,000	30,000
Plan./Dev.					
1	Main Street Spatial Plan Implementation	Main Street Spatial Plan Implementation	ACOA MSC	100,000	100,000
Admin.					
1	IT Upgrades	Replace Computer and IT		10,000	10,000
2	Transit-Capital Fleet Replacement	Public Transit, in conjunction with City and Stratford		120,287	120,287
TOTALS				\$ 5,105,810	\$ 3,601,887


Mina McCourt, Mayor


Date


Kevin Coady, CAO



Date

TOWN OF CORNWALL 2028-29 CAPITAL PLAN					
Town of Cornwall Department	Project	Infrastructure Project Description	Potential Funding Available	2028/29	Utility/Town Cost if Funding Approved
Utility - Sewer					
1	Sewer Upgrades	Ferry Road Sewer Upgrades - Pyes Lane to West River Estate	ACOA MSC	250,000	125,000
2	Sewer Laterals and Lift Pump	Annual Replacement or Repair		20,000	20,000
Utility - Water					
1	Watermain Loop from Business Park to York Point Road	Water - Provide fire protection to North River area	CHIF	780,000	208,026
2	Water Meters	Annual Replacement or Repair		15,000	15,000
3	Water Laterals	Annual Replacement or Repair		10,000	10,000
Parks - Rec					
1	Parks/Recreation/Open Spaces Master Plan Implementation	Sport/Rec. Infrastructure - 100,000 to upgrade existing parks	ACOA MSC	350,000	175,000
2	Town Facility	Multi-use Facility - pricing TBD based on study in 2026-27		?	?
3	Sidewalk Development	Hillside Meadows Subdivision		1,600,000	1,600,000
4	Primrose Point Shoreline	Primrose Point Shoreline Protection		100,000	100,000
Public Works					
1	Sidewalk/Paving repairs/Replacement	Repair existing paving or sidewalks within the Town		25,000	25,000
2	New Tractor with a Front Mount Snowblower	Replace 2012 Kubota Tractor and Blower		250,000	250,000
Plan./Dev.					
1	Main Street Spatial Plan Implementation	Various	ACOA MSC	250,000	125,000
Admin.					
1	IT Upgrades	Replace Computer and IT		10,000	10,000
2	Transit-Capital Fleet Replacement	Public Transit, in conjunction with City and Stratford		150,000	150,000
TOTALS				\$3,810,000	\$2,813,026


Minerva McCourt, Mayor


Date



Kevin Coady, CAO


Date

**TOWN OF CORNWALL
2029-30 CAPITAL PLAN**

Town of Cornwall Department	Project	Infrastructure Project Description	Potential Funding Available	2029/30	Utility/Town Cost if Funding Approved
Utility - Combined					
1	Upgrade/Extend Services on Ferry Road incl Fire Services Upgrades	Extend Ferry Road Services to allow developments in the future. Includes ensuring services are fire rated - funding dependent	CHIF	4,600,000	1,226,820
Utility - Sewer					
1	Sewer Laterals and Lift Pump	Annual Replacement or Repair		20,000	20,000
Utility - Water					
1	Water Mains	Renewal of Existing Small Diameter Water Mains	ACOA MSC	500,000	250,000
2	Water Meters	Annual Replacement or Repair		15,000	15,000
3	Water Laterals	Annual Replacement or Repair		10,000	10,000
4	Conduct Inflow & Infiltration Study	Sewer System & Lagoon Excess Water	MSC GTDA	150,000	75,000
Parks - Rec					
1	Parks/Recreation/Open Spaces Master Plan Implementation	Sport/Rec. Infrastructure - 100,000 to upgrade existing parks	ACOA MSC	350,000	175,000
2	Outdoor Pavilion	Recreation - Community Enhancement, Farmers Market	ACOA MSC	450,000	225,000
3	Trails	Ongoing expansion of multi-use trails - Ferry Road	AT	3,200,000	1,600,000
Public Works					
1	Sidewalk/Paving repairs/Replacement	Repair existing paving or sidewalks within the Town		25,000	25,000
Plan./Dev.					
1	Main Street Spatial Plan Implementation	Various	ACOA MSC	250,000	125,000
Admin.					
1	IT Upgrades	Replace Computer and IT		10,000	10,000
2	Transit-Capital Fleet Replacement	Public Transit, in conjunction with City and Stratford		150,000	150,000
TOTALS				\$15,580,000	\$3,906,820


Minerva McCourt, Mayor


Date



Kevin Coady, CAO



Date

**TOWN OF CORNWALL
2030-31 CAPITAL PLAN**

Town of Cornwall Department	Project	Infrastructure Project Description	Potential Funding Available	2030/31	Utility/Town Cost if Funding Approved
Utility - Sewer					
1	Sewer Laterals and Lift Pump	Annual Replacement or Repair		20,000	20,000
2	Cornwall Lagoon	Replace Cornwall Lagoon	ACOA	20,000,000	10,000,000
Utility - Water					
1	Water Meters	Annual Replacement or Repair		15,000	15,000
2	Water Laterals	Annual Replacement or Repair		10,000	10,000
3	Water Meter Project	Water -Install water meters for fair and equitable billing of services provide by town. Approx 1600 meters	MSC	1,600,000	400,000
Parks - Rec					
1	Parks/Recreation/Open Spaces Master Plan Implementation	Sport/Rec. Infrastructure - 100,000 to upgrade existing parks	ACOA MSC	350,000	175,000
Public Works					
1	Sidewalk/Paving repairs/Replacement	Repair existing paving or sidewalks within the Town		25,000	25,000
Plan./Dev.					
1	Main Street Spatial Plan Implementation	Various	ACOA MSC	250,000	125,000
Admin.					
1	IT Upgrades	Replace Computer and IT		10,000	10,000
1	Transit-Capital Fleet Replacement	Public Transit, in conjunction with City and Stratford		150,000	150,000
TOTALS				\$ 22,430,000	\$ 10,930,000


Minerva McCourt, Mayor


Date


Kevin Coady, CAO


Date